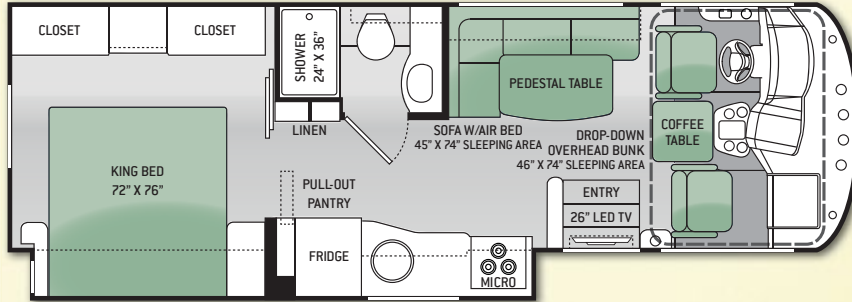
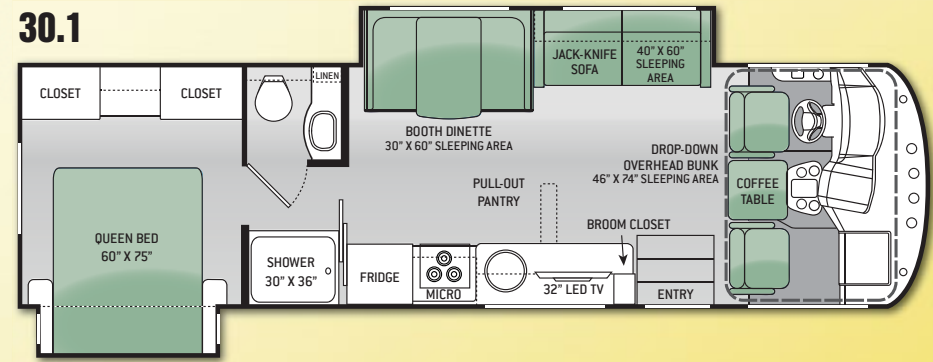


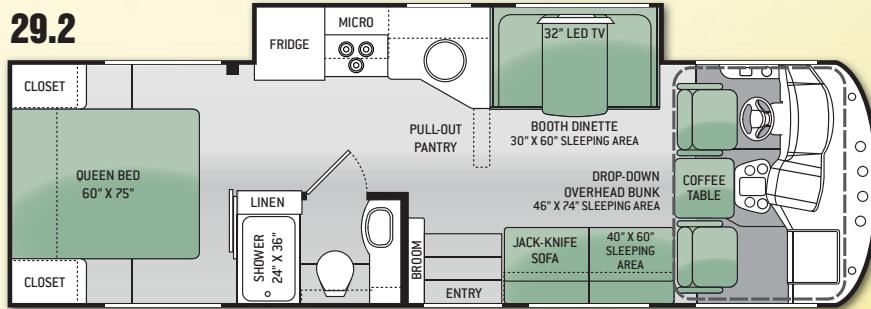
27.1



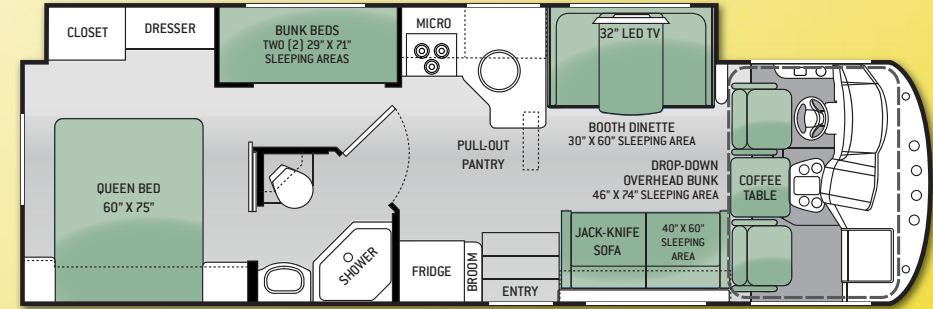
30.1



29.2



30.2



AUTUMN SLATE FULL BODY PAINT



HARMONY HD-MAX™



TRAVERTINE FULL BODY PAINT



RHYTHM & BLUES HD-MAX™

FLOOR PLAN	27.1	29.2	30.1	30.2
Chassis	Ford	Ford	Ford	Ford
Gross Vehicle Weight Rating (GVWR)	16,000	16,000	18,000	18,000
Gross Combined Weight Rating (GCWR)	23,000	23,000	23,000	23,000
Wheel Base	178"	190"	190"	190"
Exterior Length (w/o ladder)	28'-2"	29'-2"	30'-10"	31'-4"
Exterior Height (w/AC)	12'-2"	12'-2"	12'-2"	12'-2"
Exterior Width (w/o mirrors)	99"	99"	99"	99"
Interior Height	84"	84"	84"	84"
Awning Size	14'	14'	14'	19'
Fuel (gal)	80	80	80	80
LPG (lbs)	88	88	88	88
Fresh/Gray/Waste Water (gal)	50 / 44 / 29	50 / 44 / 24.5	50 / 44 / 24.5	50 / 40 / 28
Water Heater (gal)	6	6	6	6
Furnace (BTUs)	30,000	34,000	34,000	34,000
Exterior Storage Capacity (cu. ft.)	80	122.6	68	95

CONSTRUCTION & EXTERIOR

- One-Piece Fiberglass Front Cap
- Fully Welded Tubular Steel Welded Floor System
- Fully Welded Tubular Aluminum Roof & Sidewall Cage Construction
- Vacu-Bond Laminated Roof, Walls & Floor with High-Density Block Foam Insulation
- HD-MAX™ Exterior with Graphics Package
- Automatic Hydraulic Leveling Jacks with Touch Pad Controls
- MEGA-Storage Compartment
- Rotocast Storage Compartments
- Multi-Purpose Tie-Down
- Power Patio Awning with Integrated LED Lighting
- Frameless Windows
- Rubber Tread Entry Steps with Utility Storage & Mud Room Compartment
- Automatic Single Electric Entry Step
- Outside Shower
- Roof Ladder

CONSTRUCTION & EXTERIOR OPTIONS

- Full Body Paint Package with Gel-Coat Sidewalls

AUTOMOTIVE & COCKPIT

- Touchscreen Dash Radio with CD Player & Back-up Monitor
- Heated/Remote Exterior Mirrors with Integrated Side View Cameras
- Reclining/Swivel Leatherette Captain's Chairs
- Stow-Away Table between Captain's Chairs

- Windshield Privacy Shade
- Valve Stem Extenders on Rear Tires
- 19.5" Tires with Stainless Steel Wheels
- 5,000-lb. Trailer Hitch
- Dash Mounted Computer Workstation (Includes 110-volt & 12-volt Outlets)

INTERIOR

- 84" Interior Ceiling Height
- Residential Vinyl Flooring
- Hard Vinyl Ceiling
- LED Ceiling Lights
- Leatherette L-Shaped Sofa with Air Bed & Pedestal Table (27.1)
- Leatherette Sofa - Converts to Sleeping Area (29.2, 30.1 & 30.2)
- Leatherette Booth Dinette (29.2, 30.1 & 30.2)
- Power Drop Down Hide-Away Overhead Bunk
- Night Shades

INTERIOR OPTIONS

- 12-volt Attic Fan in Living Area

KITCHEN

- Double Door Refrigerator
- 3-Burner Gas Cooktop with Oven
- Microwave Oven
- Laminate Countertops
- Oversized Bowl Sink with Single Lever Gooseneck Faucet
- Pull-Out Pantry
- Coat/Broom Closet with Hanging Hooks (29.2, 30.1 & 30.2)
- Waste & Recycling Containers

BEDROOM & BATHROOM

- King Size Denver Mattress® Weekender (27.1)
- Queen Size Denver Mattress® Weekender (29.2, 30.1 & 30.2)
- Linen Closets in the Hallway & Bathroom (27.1 & 29.2)
- Linen Closet in Bathroom (30.1 Only)
- Pull-Out Drawer with FDA Approved Pet Bowl Liner (27.1, 29.2 & 30.1)
- Foot Flush Porcelain Toilet
- Shower with Micro Anti-Bacterial Shower Curtain (27.1, 29.2 & 30.1)
- Glass Shower Door (30.2)

BEDROOM & BATHROOM OPTIONS

- 12-volt Attic Fan in Bedroom

ENTERTAINMENT

- 26" LED TV in Living Area (27.1)
- 32" LED TV in Living Area (29.2, 30.1 & 30.2)
- Bluetooth Coach Radio System in Bedroom with Exterior Speakers
- Power Charging Center for Electronics
- Cable TV & Satellite Ready

ENTERTAINMENT OPTIONS

- 24" LED TV in Bedroom
- Two (2) 13" LED TVs & DVD Player in Bunk Bed Area (30.2 Only)
- Exterior 32" LED TV

ELECTRICAL & PLUMBING

- Cummins Onan® RV QG 4000 Gas Generator
- 30-amp Service with Detachable Shoreline Power Cord
- 13,500 BTU Roof Air Conditioner
- Ceiling Ducted Air Conditioning System
- Emergency Start Switch
- Battery Disconnect Switch
- "Above-Floor" Mounted 6-gallon DSI Gas/Electric Water Heater (30.2)
- "Below-Floor" Mounted 6-gallon DSI Gas/Electric Water Heater (27.1, 29.2 & 30.1)
- "Above-Floor" Mounted 34,000 BTU LP Furnace (30.2)
- "Below-Floor" Mounted 30,000 BTU LP Furnace (27.1)
- "Below-Floor" Mounted 34,000 BTU LP Furnace (29.2 & 30.1)
- Water Heater Bypass System
- Heated & Enclosed Holding Tanks (27.1, 29.2 & 30.1)
- Holding Tanks with Heat Pads (30.2)
- Systems Control Center

ELECTRICAL & PLUMBING OPTIONS

- 15,000 BTU Roof Air Conditioner
- Second Auxiliary House Battery

BLACK FOREST



BRONZE COIN



HAZELNUT



OLYMPIC CHERRY



VINTAGE MAPLE



ACE

YOUR LOCAL TMC DEALER:



P.O. Box 1486, Elkhart, Indiana 46515
Sales Department: 800.860.5658 • Customer Service: 877.855.2867

ACEMOTORHOME.COM



RVIA

Go RVing.

IMPORTANT - PLEASE READ: This brochure reflects product design, fabrication, material, components and specifications at the date of printing, which date is disclosed on the last page. PLEASE VISIT US ONLINE AT THORMOTORCOACH.COM OR CONSULT WITH YOUR SELLING DEALERSHIP FOR THE LATEST IN STANDARDS, OPTIONS, SPECIFICATION AND TECHNICAL INFORMATION. Photographs in the brochure may depict optional equipment or may only be available in certain floor plans. Components, appliances and the chassis may have been manufactured in a calendar year before the vehicle's designated model year. All capacities are approximate. The actual length of the vehicle may differ from that indicated in the brochure due to variances in the manufacturing processes and/or installed components. All dry weights are based on standard model features and do not include optional features or equipment. Component part and appliance manufacturers issue limited warranties covering portions of the vehicle not covered under the limited warranty we issue.