

GT3

Georgetown

3 SERIES | 5 SERIES GT3 GT5



GT3 24W3

GT5



GT5 31L5 SHOWN IN CHAMPAGNE

GT5 36B5 SHOWN IN BLACK



A Berkshire Hathaway company.

Georgetown
3 SERIES | 5 SERIES



A Berkshire Hathaway company.



BUILT WITH
AMERICA'S #1
SELLING CLASS A
MOTORHOME
CHASSIS*



You expect more from a Georgetown, which is why we build on a custom Ford F53 Chassis to give our 3 and 5 series motorhomes outstanding horsepower and torque with the premium features and components you demand.



POWERFUL HORSEPOWER AND TORQUE

The powerful Ford 6.8L, 3-Valve Triton V10 gas engine delivers 320 horsepower and 460 lbs.-ft. of torque. A combination of advanced design and technology results in responsive power, performance, and economy. The engine also features a unique fail-safe cooling system and 97,500 mile tune-up interval**.

6-SPEED AUTOMATIC DOUBLE OVERDRIVE TRANSMISSION

The heavy duty TorqShift 6-speed automatic transmission features two overdrive ratios (0.67 and 0.85) for improved vehicle performance. Tow/Haul mode is included to enhance the driver's experience, whether towing or not.

ROBUST STEERING AND 50 DEGREE WHEEL CUT

The Ford Steering System features heavy duty type steering gear and large linkage for outstanding handling characteristics. Maneuverability and parking are enhanced by a 50 degree wheel cut capability and a large, 17.5 inch steering wheel.

HIGH COMPONENTS ELECTRICAL COMPONENTS

The standard, high capacity 175-amp alternator is complemented by a heavy-duty 78-amp hr., 750-CCA battery.

ENHANCED RIDE CHARACTERISTICS

Heavy-duty front and rear stabilizer bars are standard and the F53 Custom Chassis is equipped with Bilstein front and rear shock absorbers to provide smooth ride characteristics.

*Based on May 2016 CYTD motorhome registration. Source: Statistical Surveys, Inc. **Under normal driving conditions with fluid and filter change.



GT3

page 4

Engineered for the road and designed for the driver, the 3 Series Georgetown offers plenty of storage and all of the luxuries you would expect in a gas Class A. Three great floorplans to choose from with two decor options.

Standard appointments include automatic hydraulic leveling jacks, color side and rear cameras, bedroom and main living LED TVs, custom countertops and Pioneer dash entertainment system with AM/FM/DVD/Bluetooth and USB. Spacious galleys include dream dinettes that seat friends and family in total comfort.

Visit your local dealer today and put yourself in a 3 Series Georgetown, where efficient design and true comfort come together.



GT5

page 8

The 5 Series Georgetown offers more of the luxuries you would expect in a gas Class A, including custom solid surface kitchen countertops and brandy maple cabinets. Three great floorplans to choose from with plenty of storage and three decor options.

Standard appointments include a chrome package, automatic hydraulic leveling jacks, color side and rear cameras, bedroom and main living LED TVs and Pioneer dash entertainment system with AM/FM/DVD/Bluetooth and USB. Spacious galleys include dream or super size dinettes that seat friends and family in total comfort.

Visit your local dealer today and put yourself in a 5 Series Georgetown, where spacious design and true luxury come together.

MODEL 30X3 Undermount Stainless Steel Kitchen Sink, Dream Dinette, Flush Floor Construction, Hide-a-Bed Sofa w/Footrests, 40" LED TV, Brandy Maple Cabinetry





GT3

- A** Night Shades Throughout
Pocket Door to Bedroom
Flip-up Countertop Extension



- B** 24" LED TV in Bedroom



- C** P2K Bunk System
(shown in down position)



- D** P2K Bunk System
(shown in up position)
Power Front Sun Shade



GT3



MODEL 30X3 TV w/Flip-up Storage



MODEL 30X3 Custom Cockpit Dash



MODEL 24W3 Undermount Stainless Steel Kitchen Sink, Dream Dinette, Flush Floor Construction, 40" LED TV, Brandy Maple Cabinetry

3 SERIES STANDARDS & OPTIONS

STANDARDS

- Fiberglass Roof
- Custom Countertops Throughout
- Undermount Stainless Steel Kitchen Sink
- Front Cap with Lighted Logo and LED Accent Lights
- Automotive Bonded Front Windshield
- Side Hinge Baggage Doors
- Power Patio Awning w/ LED Light Strip
- Slide Out Awnings
- Stainless Steel Bathroom Sink
- Dream Dinette
- "SUPER STORAGE" Rear Cargo Compartment
- 30" Entrance Door
- Outside Shower
- Flush Floor Construction Throughout
- Rotocast Storage Compartments w/ Drains
- Rear Roof Ladder
- Remote/Heated Deluxe Black Exterior Mirrors
- Pioneer Dash Entertainment System w/ AM/FM/DVD/Bluetooth/USB
- Rubber Tread Entry Steps
- Custom Cockpit Dash w/ ABS Side Consoles, Drink Holders, 110V Outlet/USB
- Low Profile Engine Cover w/ Drink Holders
- 3 Point Seat Belts
- Deluxe Driver Passenger Seating
- Hide-A-Bed Sofa w/ Footrests (30X3)
- Jackknife Sofa w/ Footrests (31B3)
- Night Shades Throughout
- 40" LED Main TV
- Full Extension Drawers w/ Roller Bearing Slides
- Heated and Enclosed Holding Tanks w/ Arctic Package
- Pocket Door To Bedroom (30X3, 31B3)
- 24" LED Bedroom TV w/ Flip Up
- 5000# Hitch w/ 7-Way Plug
- Dual Coach Batteries
- Automatic Hydraulic Leveling Jacks
- Color Side and Rear Cameras
- Black Tank Flush
- LED Map, Bunk and Accent Lights
- High Output Quiet Air Command™ Ducted Roof A/C w/ Chill Construction and Heat Pump
- KING Jack™ Digital TV Antenna w/ Mount & Built-in Signal Meter
- 6 Gal. G/E Water Heater
- 4.0 KW Onan Gas Generator

- Vacuum Bonded Gel Coated Sidewalls w/ Graphics
- Steel Front Cockpit Cage
- Triple Power Entry Step
- Rubberized Entry Assist Handle (exterior)
- Stainless Steel Entry Assist Handle (interior)
- Power Front Sun Shade
- Manual Cockpit Side Sun Shades
- Diamond Plate Rubber Floor Covering (driver area)
- Beauflor® Vinyl Flooring Throughout
- 3-Burner Cooktop w/ Oven and Flush Mount Glass Stove Cover
- Flip-up Countertop Extension
- Emergency Start Switch
- Quick Connect Exterior LP Fitting
- Brandy Maple Cabinetry

POPULAR OPTIONS

- Manual Front Overhead Bunk
- P2K Power Front Overhead Bunk
- MaxxAir Power Fan
- Exterior Entertainment Center
- Exterior Camp Kitchen (30X3 only) Refrigerator w/ Freezer, Stainless Steel Sink, Countertop, Separate holding tank, Cabinet w/LED Light, LP Grill w/Quick Connect and Stand

INTERIOR DÉCOR OPTIONS

- Light Sandalwood (Marine-grade Vinyl)
- Espresso (Marine-grade Vinyl)

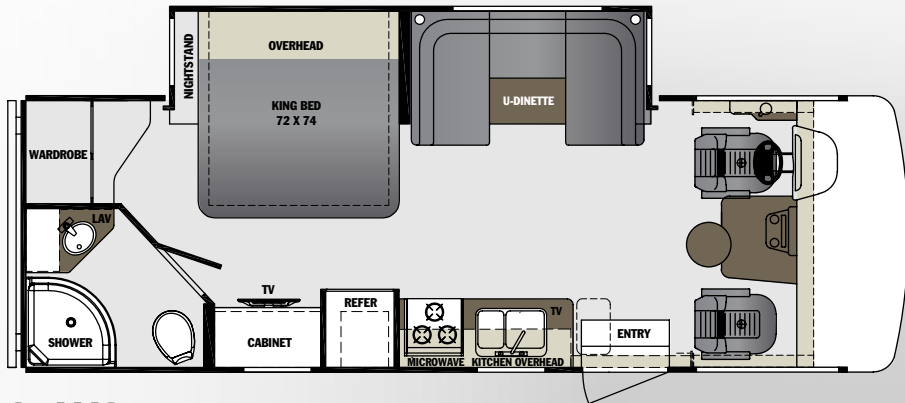
EXTERIOR OPTIONS

- Champagne Colored Exterior Gel Coat

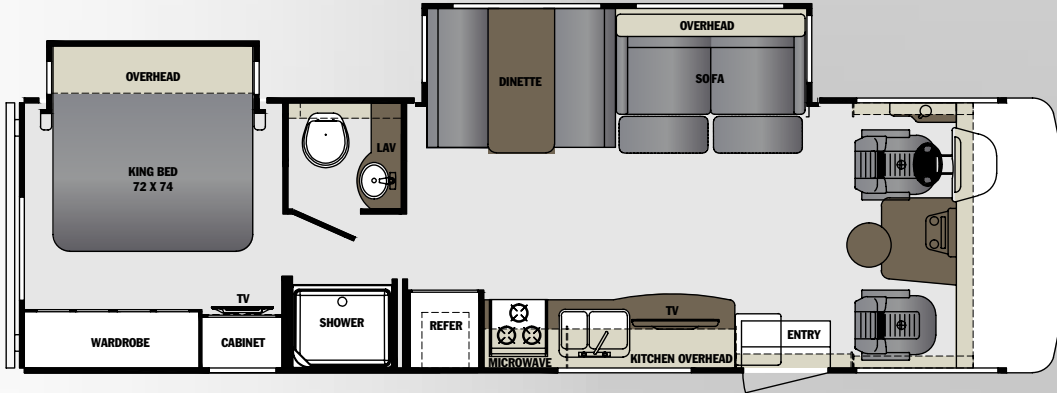


MODEL 30X3

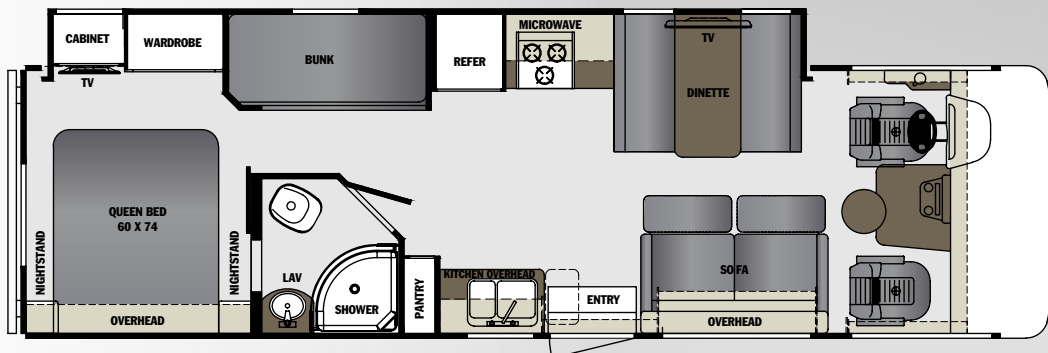
3 SERIES FLOORPLANS



24W3



30X3



31B3

3 SERIES DIMENSIONS & CAPACITIES

	24W3	30X3	31B3
Chassis	Ford F53	Ford F53	Ford F53
Engine	V-10	V-10	V-10
Horsepower	320 HP	320 HP	320 HP
Torque (ft-lbs)	460	460	460
Wheelbase	158"	190"	190"
Fuel Tank (gal)	80	80	80
GVWR (lbs)	16,000	18,000	18,000
GCWR (lbs)	23,000	23,000	23,000
GAWR Front (lbs)	6,500	7,000	7,000
GAWR Rear (lbs)	11,000	12,000	12,000
Exterior Storage (cu ft)	80	133	145
LP Tank (gal)	24.5	24.5	24.5
Fresh Water (gal)	50	50	50
Water Heater (gal)	6	6	6
Grey Tank (gal)	42	42	42
Black Tank (gal)	42	42	42
Length	26' 11"	31' 11"	31' 11"
Exterior Width	99.5"	99.5"	99.5"
Exterior Height	12' 2"	12' 2"	12' 2"
Interior Width	95.5"	95.5"	95.5"
Interior Height	82"	82"	82"
Awning Length	19'	20'	20'
Furnace (BTU)	35K	35K	35K

GVWR (Gross Vehicle Weight Rating) is the maximum permissible weight of the unit when fully loaded. It includes all weights, inclusive of all fluids, occupants, cargo, optional equipment and accessories. For safety and product performance do NOT exceed the GVWR.

GCWR (Gross Combined Weight Rating) is the maximum permissible loaded weight of your motor home and any towed trailer or towed vehicle. Actual GCWR of this vehicle may be limited by the sum of the GVWR and the installed hitch receiver maximum capacity rating; see hitch rating label for detail.

GAWR (Gross Axle Weight Rating) is the maximum permissible weight, including cargo, fluids, optional equipment and accessories that can be safely supported by each axle.

UVW (Unloaded Vehicle Weight) * is the typical weight of the unit as manufactured at the factory. It includes all weight at the unit's axle(s), including full fuel, all fluids and LP Gas. The UVW does not include cargo, fresh potable water, additional optional equipment or dealer installed accessories.

*Estimated Average based on standard build optional equipment.

CCC (Cargo Carrying Capacity) ** is the amount of weight available for fresh potable water, cargo, passengers, additional optional equipment and accessories. CCC is equal to GVWR minus UVW. Available CCC should accommodate fresh potable water (8.3 lbs per gallon). Before filling the fresh water tank, empty the black and gray tanks to provide for more cargo capacity.

** Estimated average based on standard build optional equipment

Each Forest River RV is weighed at the manufacturing facility prior to shipping. A label identifying the unloaded vehicle weight of the actual unit and the cargo carrying capacity is applied to every Forest River RV prior to leaving our facilities.

The load capacity of your unit is designated by weight, not by volume, so you cannot necessarily use all available space when loading your unit.

Actual towing capacity is dependent upon your particular loading and towing circumstances, which includes the GVWR, GAWR and GCWR as well as adequate trailer brakes. Please refer to the Operator's Manual of your vehicle for further towing information.



MODEL 36B5 Dream Dinette, Soft Touch Seating Surfaces, Atwood Air Command A/C, Flush Floor Construction, Hide-a-Bed Sofa w/ footrests, Stainless Appliance Package, Large LED TV w/Flip-up Bracket, Solid Surface Countertops with Undermount Sink & Pullout Kitchen Faucet

GT5



MODEL 36B5 (shown right)

A Tile Backsplash

Deep Slideouts
w/ Windows in End Walls

18 cu. ft. Stainless Gas/
Electric Refrigerator

Solid Surface Countertop
Extension

Raised Panel Cabinet Doors

B 72" x 80" Residential King Size Bed

32" LED TV
w/ Flip-up Bracket,

Opposing Slides on 36B5
create plenty of walking room

Pocket Bathroom Door

C Oversized Bunks w/ TV/DVD Entertainment Systems



5 SERIES STANDARDS & OPTIONS

STANDARDS

• CHROME PACKAGE

- Chrome Headlight Bezels
- Chrome Foglight Bezels
- Chrome Mirrors & Logos
- Fiberglass Roof
- Solid Surface Kitchen Countertops
- Undermount Stainless Steel Kitchen Sink w/ Spring Loaded Faucet
- Front Cap with Lighted Logo and LED Accent Lights
- Automotive Bonded Front Windshield w/Backlit Logo
- Slam Latch Side Hinge Baggage Doors
- Metal Encased Power Patio Awning w/ LED Light Strip
- Slide Out Awnings
- Stainless Steel Bathroom Sink
- Dream Dinette

- Super Size Dinette (31L5, 31R5)
- "SUPER STORAGE" Rear Cargo Compartment
- 30" Entrance Door
- Outside Shower
- Flush Floor Construction Throughout
- Rotocast Storage Compartments w/ Drains
- 2000 Watt Coach Inverter
- Rear Roof Ladder
- Pioneer Dash Entertainment System w/ AM/FM/DVD/Bluetooth/USB
- Rubber Tread Entry Steps
- Custom Cockpit Dash w/ ABS Side Consoles, Drink Holders, 110V Outlet/USB
- Low Profile Engine Cover w/ Drink Holders
- 3 Point Seat Belts
- Deluxe Driver Passenger Seating
- Hide-A-Bed Sofa w/ Footrests (31R5, 36B5)
- Jackknife Sofa w/ Footrests (31L5)
- MyRV™ Touch Screen w/ Wireless Technology →
- Day/Night Shades Throughout
- 40" LED Main TV
- Full Extension Drawers w/ Roller Bearing Slides
- Heated and Enclosed Holding Tanks w/ Arctic Package
- Quick Latch Pocket Door To Bedroom
- 32" LED Bedroom TV w/ Flip Up
- 5000# Hitch w/ 7-Way Plug
- Dual Coach Batteries
- Automatic Hydraulic Leveling Jacks
- Color Side and Rear Cameras
- One-way Audio on Backup Camera
- Black Tank Flush
- LED Map, Bunk and Accent Lights
- High Output Quiet Air Command™ Ducted Roof A/C with Chill Construction and Heat Pump
- KING Jack™ Digital TV Antenna w/ Mount & Built-in Signal Meter
- 6 Gal. G/E Water Heater (x2 36B5)
- 5.5 KW Onan Gas Generator
- Vacuum Bonded Gel Coated Sidewalls w/ Graphics and Partial Paint
- Steel Front Cockpit Cage
- Triple Power Entry Step
- Rubberized Entry Assist Handle (exterior)
- Stainless Steel Entry Assist Handle (interior)
- Power Front Sun Shade
- Manual Cockpit Side Sun Shades
- Diamond Plate Rubber Floor Covering (driver area)
- Beauflor® Vinyl Flooring Throughout
- 18 cu. ft. Gas/Electric Norcold Refrigerator
- 3-Burner Cooktop w/ Oven and Flush Mount Glass Stove Cover
- Flip-up Solid Surface Countertop Extension
- Emergency Start Switch
- Quick Connect Exterior LP Fitting
- Brandy Maple Cabinetry
- Raised Panel Cabinet Doors w/ Hidden Hinges



EXTERIOR OPTIONS


- Champagne Partial Paint Package
- Black Partial Paint Package

FULL BODY PAINT OPTIONS


- Firemist
- Onyx
- Blackberry
- Gun Metal

INTERIOR DÉCOR OPTIONS


• Mink



• Toffee



• Desert Wood



MODEL 31L5 Fireplace



MODEL 31L5 Expandable L-Shape Sofa
Upgraded Window Treatments



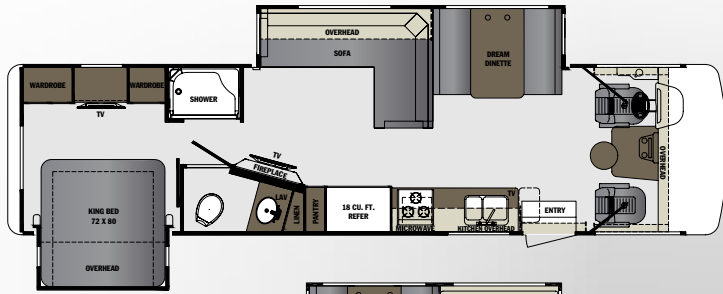
MODEL 31L5

- One Piece Fiberglass Shower w/Seat
- Stainless Steel Sink Bowl
- Porcelain Stool
- Upgraded Bathroom Lighting Package

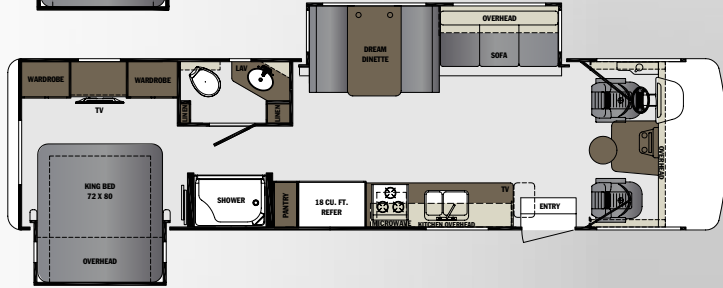
POPULAR OPTIONS

- Manual Front Overhead Bunk
- P2K Power Front Overhead Bunk
- Convection Microwave w/ Oven
- Power Drivers Seat
- Dual Pane Windows
- Day/Night Roller Shades
- Front Mount TV (N/A w/ Front Overhead Bunk)
- Exterior Cargo Tray
- Passenger Flip Up Workstation

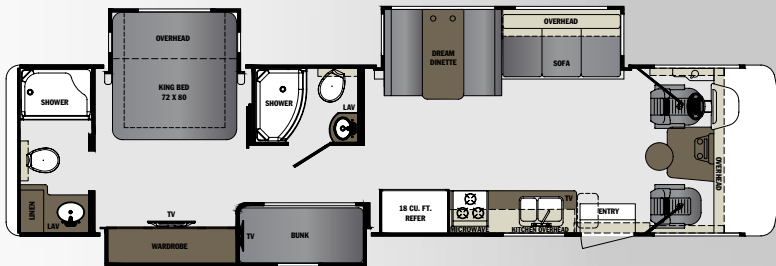
5 SERIES FLOORPLANS



31L5



31R5



36B5

5 SERIES FULL BODY PAINT OPTIONS



BLACKBERRY



FIREMIST



GUN METAL



ONYX

5 SERIES DIMENSIONS & CAPACITIES

	31L5	31R5	36B5
Chassis	Ford F53	Ford F53	Ford F53
Engine	V-10	V-10	V-10
Horsepower	320 HP	320 HP	320 HP
Torque (ft-lbs)	460	460	460
Wheelbase	208"	208"	242"
Fuel Tank (gal)	80	80	80
GVWR (lbs)	20,500	20,500	22,000
GCWR (lbs)	26,000	26,000	26,000
GAWR Front (lbs)	7,500	7,500	8,000
GAWR Rear (lbs)	13,500	13,500	15,000
Exterior Storage (cu ft)	136	136	161
LP Tank (gal)	24.5	24.5	24.5
Fresh Water (gal)	82	82	82
Water Heater (gal)	6	6	6 + 6 = 12
Grey Tank (gal)	42	42	42 + 42 = 84
Black Tank (gal)	42	42	42 + 42 = 84
Length	34' 11"	34' 11"	37' 11"
Exterior Width	99.5"	99.5"	99.5"
Exterior Height	12' 3 1/2"	12' 3 1/2"	12' 5 1/2"
Interior Width	95.5"	95.5"	95.5"
Interior Height	82"	82"	82"
Awning Length	19'	19'	12' 6"
Furnace (BTU)	35K	35K	35K/20K

GVWR (Gross Vehicle Weight Rating) is the maximum permissible weight of the unit when fully loaded. It includes all weights, inclusive of all fluids, occupants, cargo, optional equipment and accessories. For safety and product performance do NOT exceed the GVWR.

GCWR (Gross Combined Weight Rating) is the maximum permissible loaded weight of your motor home and any towed trailer or towed vehicle. Actual GCWR of this vehicle may be limited by the sum of the GVWR and the installed hitch receiver maximum capacity rating; see hitch rating label for detail.

GAWR (Gross Axle Weight Rating) is the maximum permissible weight, including cargo, fluids, optional equipment and accessories that can be safely supported by each axle.

UVW (Unloaded Vehicle Weight) * is the typical weight of the unit as manufactured at the factory. It includes all weight at the unit's axle(s), including full fuel, all fluids and LP Gas. The UVW does not include cargo, fresh potable water, additional optional equipment or dealer installed accessories.

*Estimated Average based on standard build optional equipment.

CCC (Cargo Carrying Capacity) ** is the amount of weight available for fresh potable water, cargo, passengers, additional optional equipment and accessories. CCC is equal to GVWR minus UVW. Available CCC should accommodate fresh potable water (8.3 lbs per gallon). Before filling the fresh water tank, empty the black and gray tanks to provide for more cargo capacity.

** Estimated average based on standard build optional equipment

Each Forest River RV is weighed at the manufacturing facility prior to shipping. A label identifying the unloaded vehicle weight of the actual unit and the cargo carrying capacity is applied to every Forest River RV prior to leaving our facilities.

The load capacity of your unit is designated by weight, not by volume, so you cannot necessarily use all available space when loading your unit.

Actual towing capacity is dependent upon your particular loading and towing circumstances, which includes the GVWR, GAWR and GCWR as well as adequate trailer brakes. Please refer to the Operator's Manual of your vehicle for further towing information.

GT3



MODEL 24W3



Forest River Owner "Digital Kit" App

Now you can have your Owner's Manual with you wherever you are. Download our FREE App from the App Store or Google Play and you'll have the information right at your fingertips.



PRE-DELIVERY INSPECTION FACILITY

20,000 square feet of quality assurance. The bare essentials for a premium product. This state-of-the-art facility gives immediate daily feedback to production for quality assurance in every unit built.

GT5



MODEL 36B5



MODEL 31L5

24/7 EMERGENCY ROADSIDE ASSISTANCE

For a worry-free ownership experience Forest River includes one year of Coach-Net RV Technical & Roadside Assistance with each RV purchase. Whether new to the RV lifestyle or an experienced RV enthusiast, Forest River owners have 24/7 access to technical, operational and emergency road service coverage throughout the US & Canada. Coach-Net's fast, dependable service is just a phone call away.

Coach-Net®

RV Technical & Roadside Assistance

CUSTOMER SATISFACTION



www.ForestRiverBuyLocal.com



A Berkshire Hathaway company.

Forest River, Inc.
Gas Class A Division
902 County Rd. 1
Elkhart, IN 46515
Phone: 574.367.3285
Fax 574.327.2692

www.forestriverinc.com

FREE MEMBERSHIP

to Forest River Owners' Group

www.forestriverfrog.com



YOUR 3 SERIES/5 SERIES GEORGETOWN DEALER



Learn More
Scan this barcode using a QR Reader on your smart phone to learn more about Forest River.



A Berkshire Hathaway company.

All information contained in this brochure is believed to be accurate at the time of publication. However, during the model year, it may be necessary to make revisions and Forest River, Inc., reserves the right to make all such changes without notice, including prices, colors, materials, equipment and specifications as well as the addition of new models and the discontinuance of models shown in this brochure. Therefore, please consult with your Forest River, Inc., dealer and confirm the existence of any materials, design or specifications that are material to your purchase decision. 01/17 40K

©Copyright 2017 Forest River Inc - All Rights Reserved.