

DYNAMAX 

A DIVISION OF FOREST RIVER

DIFFERENT BY DESIGN

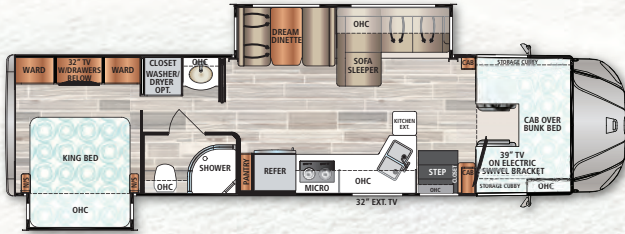
2021



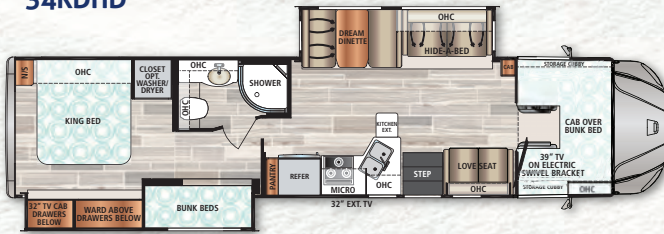
FORCE 

FORCE HD

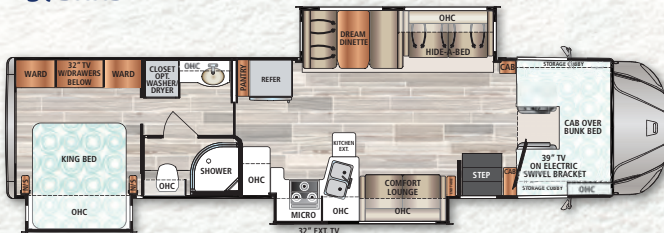
Who says you can't take it with you? Most traditional Class C's give you all the living space for a family, but not much more. The Dynamax Force HD offers 33,000 lbs. of GVWR and 20,000 lbs. of towing capacity. Not only can you bring the whole family, but you can also bring all the toys, gear, clothes, groceries, and everything else it takes to support a family on the go.



34KDHD



37BHHD



37TSHD

Theater Seats
IPO Sofa
(N/A 34KDHD)



3 Person Theater
Seats IPO L-Sofa
(34KDHD only)

Fireplace with
50" Pop-Up TV
IPO Loveseat
(37BHHD only)



Fireplace with
50" Pop-Up TV
IPO Comfort Lounge
(37TSHD only)

A WINNING COMBINATION OF SAFETY, SERVICEABILITY AND DRIVEABILITY.

Easy access to the engine makes service simple. There's no need to walk through the living room or bedroom.

STANDARD FEATURES & OPTIONS

CHASSIS

- Freightliner® M2 106 Chassis (33,000 lbs. GVWR/54,000-lbs. GCWR)
- Cummins® 8.9L ISL Turbo Diesel Engine (350hp/1,150 lb-ft. of Torque)
- Allison® 3200 TRV Six-Speed Automatic Transmission
- 100-Gallon Fuel Capacity (Twin 50-Gallon Aluminum Fuel Tanks)
- 6-Gallon Diesel Exhaust Fluid Tank
- Trailer Hitch (20,000 Tow lbs./2,000 Tongue lbs.) with 7-Way Round Tow Connection
- Brake Controller
- Dual-Stage C-Brake by Jacobs® with High/Off/Low Braking Dash Switch
- Locking Differential
- Airliner® 21,000-lb. Rear Suspension
- Manual Air Suspension Dump Valve Switch on the Dash
- 275-Amp Alternator
- Quick Disconnect Fitting with Tire Inflation Kit
- Air Brakes with 4-Wheel ABS
- Bilstein® Gas-Charged Front Shock Absorbers
- Upgraded Front Sway Bar with Clevis-Style Bushing
- Equiflo™ Inboard Fuel System (Dual Supply – Dual Return)
- Fuel Filter/Water Separator with Primer Pump
- Engine Block Heater
- Steel-Reinforced, Aluminum Cab
- Chrome Grille and Air Intake Grille
- Front and Rear Tires: Michelin® XZE2 275/80R22.5 (14 Ply Radials)
- Single Front Wheels: Alcoa® Aluminum (22.5" x 8.25") *Outside Rims are Polished
- Dual Rear Wheels: Alcoa® Aluminum (22.5" x 8.25") *Outside Rims are Polished
- Valve Extensions
- 4.56 Rear Axle Ratio
- Daytime Running Lights
- LED Headlights
- Tinted Door Glass and Operating Wing Windows
- Chassis Battery Shut Off Switch in Cab
- Leatherette Driver and Passenger Air Ride Seats
- Quad-View Camera System (Right Side, Left Side, Hitch, and Rear Horizon Views)
- Kenwood® 7" Touch Screen Dash Infotainment System with AM/FM, Bluetooth®, Sirius/XM® (tuner and antenna), and Apple® CarPlay™/Android® Auto™ Functionality
- Air Horn
- 12V Accessory Ports
- One Valve Parking Brake System with Warning Indicator
- Engine After-Treatment Device, Automatic Over-the-Road Regeneration, and Dash-Mounted Regeneration Switch
- Momentary Battery Booster Switch for Connecting Chassis and House Batteries
- Marker Lights with Separate Interrupter Switch
- Low Air Pressure Light and Buzzer
- Cruise Control
- Adjustable Steering Column
- 18" Leather-Wrapped Steering Wheel
- Hydrographic Woodgrain Cab Accents
- Power and Heated Exterior Mirrors
- Power Windows and Locks
- 3-Point Seat Belts
- Dual Reading Lights
- Two (2) Cup Holders in Dash

- Aluminum-Framed Floor
- Aluminum-Framed Roof Trusses
- Crowned, One-Piece Fiberglass Roof
- Foil-Lined Ductwork Throughout
- Fiberglass Front Cap, Rear Cap, and Front Wing Panels
- Automatic, 4-Point Hydraulic Leveling Jacks with Bluetooth
- Dual-Pane, Dark-Tinted, Frameless Windows
- Seamless Rotocast Storage Compartments with LED Lighting
- Side-Hinged, Locking Aluminum Exterior Storage Doors with Paddle Latches

EXTERIOR

- Custom Full Body Paint Package
- Premium Cut and Buffed Paint Finish
- Front-End Diamond Shield® Paint Protection
- Patio Awning with LED Lighting
- Aluminum-Wrapped Slideout Toppers
- LED Patio Light
- Entry Door with Rotary Latch; Dark-Tinted, Frameless Window; and Integrated Shade
- Keyless Entry Touch Pad at Entry Door
- Lighted Acrylic Entry Grab Handle
- Power Entry Steps
- Exterior Wall-Mounted Entertainment Center with 32" LED TV
- Front and Rear LED Clearance and Marker Lighting
- Polished Stainless Steel Cab Step Treads
- Chrome Exhaust Tip

INTERIOR

- Front Cab-Over Bunk Area with Mattress (59" x 79")
- Premium Vinyl Flooring Throughout
- Deluxe Carpet with Pad in Select Living Area Slide Rooms
- Entry with Non-Skid Rubber Steps and Risers
- Soft-Touch Padded Vinyl Ceiling

FULL BODY PAINT PACKAGES With Front-End Diamond Shield



Airliner Heavy-Duty
Rear Suspension

Admiral Blue

Black Mirage

Dual-Cockpit Entry Allows for Easy Entry and Exit

Gas-Strut
Assisted Hood
Provides Easy
Maintenance
and
Serviceability

Bilstein®
Gas-
Charged
Front
Shock
Absorbers

- LED Recessed Ceiling Lights
- Sprung, Residential Style Dinette Seats with Lift Up Storage
- Coordinating Window Treatments
- Day/Night Roller Shades
- Hardwood Shaker-Style Cabinetry
- Full Extension, Soft-Closing Drawer Guides (where applicable)
- Hidden Hinges
- 39" LED TV (Living Area)
- Sound Bar
- Privacy Curtain for Cab-Over Bunk
- Thermal, Reflective Front Privacy Shades
- USB Charging Ports

KITCHEN

- 16 cu. ft. Residential Refrigerator with Ice Maker (Double-Door)
- Sealed Gas Range with Glass Cover
- Convection Microwave Oven
- Solid Surface Countertops with Hand-Laid Tile Backsplash
- Double-Bowl Stainless Steel Sink with Solid Surface Covers
- Residential Stainless Steel Spring Gooseneck Faucet
- Pantry
- Under-Cabinet Lighting
- MaxxAir® Power Vent with Built-In Rain Cover

BEDROOM

- King Bed with Gel-Infused Memory Foam Mattress (72" x 80" – Nominal Size)
- Under-Bed Storage (Floor Plan Specific)
- Deluxe Padded Headboard
- Designer Bedding Package
- 32" LED TV
- Cedar-Lined Wardrobe
- Nightstands with Solid Surface Countertops
- LED Reading Lights
- USB Charging Ports

- Bunk Bed Mattresses (28" x 76") and Privacy Partition (37BHHD)
- Two Bunk CD/DVD Players with Monitors (37BHHD)

BATHROOM

- Fiberglass Shower
- Shower Skylight
- Glass Shower Door
- Oxygenics Body Spa® RV Shower Head
- Solid Surface Countertop
- Under-Mount Sink with Residential Brushed Nickel Faucet
- Porcelain Foot-Flush Toilet
- MaxxAir® Power Vent with Built-In Rain Cover

UTILITIES

- Dual 12V 4D AGM Deep-Cycle, Maintenance-Free Batteries
- Multiplex® Wiring with Touch Screen Command Center, Switch Panels, and Bluetooth® Smart Phone App Control
- Battery Disconnect
- 50-Amp Service with Power Cord Reel
- 2,800W Pure Sine Wave Inverter/Charger (3,900 Peak Watts)
- 8kW Onan® Diesel Generator with Auto Transfer Switch (Mounted on Isolator Pads)
- Automatic Generator Start
- Dual, Ducted, Low-Profile 15,000-BTU Air Conditioners with Heat Strip
- 40,000-BTU LP Furnace with Electronic Ignition (2-20k in 34KD & 37BH)
- 60,000-BTU Truma® Aqua Go Comfort™ On-Demand Water Heater (LP)
- 20.3-Gallon LP Tank (WC)
- LP Quick Connect
- Water Filtration System
- Exterior Shower in Service Bay
- Exterior GFCI Receptacle
- Winegard® Connect 2.0™ Dome Antenna (WiFi Extender, 4G LTE, Omnidirectional HD OTA, FM, SIM Card Port)
- 4X4 HDMI Matrix
- Cable TV/Satellite Hookup in Service Bay
- Thetford® Sani-Con Turbo Macerator System
- Black Tank Flush
- Furnace-Heated Utility Compartment
- Enclosed and Furnace-Heated Holding Tanks
- Upgraded 12V On-Demand Water Pump (4 gallons per minute)
- Carbon-Monoxide, LP, and Smoke Detectors
- Fire Extinguisher
- Winegard® In-Motion T4 Satellite (Dish® SD-HD, DirecTV® SD, BellTV® SD-HD)

OPTIONS

- Solar Panels - Two 100 Watt with 30 Amp Controller
- Rear "DYNAMAX" Rock Guard
- Black Out Package (Side Mirrors, Rock Guard, Wheels, Headlight Bezels, Exterior Grab Handle Trim, Custom Grill and Vent)
- Chrome Appearance Package (Custom Grill and Vent, Dual Chrome Air Horns, Rock Guard, and Baggage Door Handles)
- 12 cu. ft. 2-Way Refrigerator with Ice Maker in place of Standard Refrigerator and Side Pantry
- Washer/Dryer
- Driver and Passenger Swivel Seats
- Dual, Power Reclining Theater Seats in Place of Dinette (34KDHD: Three Seats - Only Outer Seats are Powered)
- Entertainment Center with 50" LED TV and Fireplace in Place of Loveseat & Cab-Over TV (37BHHD & 37TSHD Only)
- Innomax® Adjustable Comfort, Digital Smart Bed
- Winegard® Trav'ler Stationary Triple LNB Satellite Dish (DirecTV® SD-HD)



Standard Cab-Over Bunk

- JBL® Premium Cab Sound System - JBL full range/tweeter coaxial speakers, dual voice coil subwoofer, and a high-efficiency, high-performing, 4-channel DSP amplifier, all "Tuned" specifically for the Freightliner M2
- Mobileye® Collision Avoidance System
- In-Dash Garmin® RV Navigation System
- Tire Pressure Monitoring System

Dimensions	34KDHD	37BHHD	37TSHD
GVWR	33,000 lbs.	33,000 lbs.	33,000 lbs.
GCWR	54,000 lbs.	54,000 lbs.	54,000 lbs.
GAWR Front	12,000 lbs.	12,000 lbs.	12,000 lbs.
GAWR Rear	21,000 lbs.	21,000 lbs.	21,000 lbs.
UVW*	24,188 lbs.	25,158 lbs.	25,292 lbs.
Overall Length	36' 8"	39' 2"	39' 2"
Exterior Width	101"	101"	101"
Wheelbase	268"	268"	268"
Overall Exterior Height with 15,000 BTU A/C	12' 9"	12' 9"	12' 9"
Interior Height	7' 0"	7' 0"	7' 0"
Fuel Capacity	100 gal.	100 gal.	100 gal.
Water Capacities (Gal.) Fresh/Grey/Black	94/52/52	94/52/52	94/52/52
LP Capacity (WC)	20.3 gal./86 lb.	20.3 gal./86 lb.	20.3 gal./86 lb.
Awning Length	18'	13' 6"	18'

*UVW is an estimate only based on standard equipment. See chart definitions on the back cover. All information contained in this brochure is believed to be accurate at the time of publication. Please refer to our website for the most current product information.

Dynamax often makes running changes, (changes made outside of model year timing) to improve the reliability, performance or capacity. Please refer to www.dynamaxcorp.com for the most current specifications.



Seamless Fiberglass Front Cap

Automotive, crash-tested chassis offers up to 5' of crush zone protection.


Front Sway Bar

Cabernet

Desert Mirage

Magnetic

DÉCOR SELECTIONS




Main

Valance with Accent



Main

Valance with Accent



Main

Valance with Accent



Drawers



Drawers

Flooring



DIFFERENT BY DESIGN

2745 Northland Dr. ■ Elkhart IN 46514
888-295-7859 ■ www.dynamaxcorp.com

UPGRADE YOUR FORCE HD WITH THE BLACKOUT PACKAGE OPTION

Blackout Package



Chrome Package



Factory Video Tour

<https://www.youtube.com/watch?v=q5cG43PD7SE>

Paint Video

<https://www.youtube.com/watch?v=sLgLoR26jfs>

Dynamax Owner "Digital Kit" App

Now you can have your Owner's Manual with you wherever you are. Download our FREE App from the App Store or Google Play and you'll have the information right at your fingertips.



GVWR (Gross Vehicle Weight Rating) - is the maximum permissible weight of the unit when fully loaded. It includes all weights, inclusive of all fluids, occupants, cargo, optional equipment and accessories. For safety and product performance do NOT exceed the GVWR.

GCWR (Gross Combined Weight Rating) - is the maximum permissible loaded weight of your motor home and any towed trailer or towed vehicle. Actual GCWR of this vehicle may be limited by the sum of the GVWR and the installed hitch receiver maximum capacity rating; see hitch rating label for detail.

CAWR (Gross Axle Weight Rating) - is the maximum permissible weight, including cargo, fluids, optional equipment and accessories that can be safely supported by each axle.

UVW (Unloaded Vehicle Weight)* - is the typical weight of the unit as manufactured at the factory. It includes all weight at the unit's axle(s), including full fuel, all fluids and LP Gas. The UVW does not include cargo, fresh potable water, additional optional equipment or dealer installed accessories.

*Estimated Average based on standard build optional equipment.

CCC (Cargo Carrying Capacity)** - is the amount of weight available for fresh potable water, cargo, passengers, additional optional equipment and accessories. CCC is equal to GVWR minus UVW. Available CCC should accommodate fresh potable water (8.3 lbs per gallon). Before filling the fresh water tank, empty the black and gray tanks to provide for more cargo capacity.

**Estimated average based on standard build optional equipment.

Each Forest River RV is weighed at the manufacturing facility prior to shipping. A label identifying the unloaded vehicle weight of the actual unit and the cargo carrying capacity is applied to every Forest River RV prior to leaving our facilities.

The load capacity of your unit is designated by weight, not by volume, so you cannot necessarily use all available space when loading your unit.

Actual towing capacity is dependent upon your particular loading and towing circumstances, which includes the GVWR, GAWR and GCWR as well as adequate trailer brakes. Please refer to the Operator's Manual of your vehicle for further towing information.



PRE-DELIVERY INSPECTION FACILITY

20,000 square feet of quality assurance. The bare essentials for a premium product. This state-of-the-art facility gives immediate daily feedback to production for quality assurance in every unit built.



24/7 EMERGENCY ROADSIDE ASSISTANCE WITH VEHICLE PURCHASE*

TOWING
JUMP-STARTS
TIRE CHANGES
FLUID DELIVERY
LOCKOUT
SERVICE

WINCH-OUT
MOBILE MECHANIC
TECHNICAL
SUPPORT
DEALER LOCATOR
SERVICES



*VALID FOR 1 YEAR FROM DATE OF PURCHASE



www.forestriverfrog.com



All information contained in this brochure is believed to be accurate at the time of publication. However, during the model year, it may be necessary to make revisions and Forest River, Inc., reserves the right to make all such changes without notice, including prices, colors, materials, equipment and specifications as well as the addition of new models and the discontinuance of models shown in this brochure. Therefore, please consult with your Forest River dealer and confirm the existence of any materials, design or specifications that are material to your purchase decision. ©2020 Dynamax, a Division of Forest River, Inc., a Berkshire Hathaway company. All Rights Reserved. 3/20



Learn More
Scan this barcode using a QR Reader on your smart phone to learn more about Forest River.



A Berkshire Hathaway company.

Your Authorized FORCE HD Series Dealer