



CS Adventurous


CS Adventurous




Travel Capacity	Six
Sleeping Capacity	Three
Dining	Front & rear
Engine	3.0 L CRD V6 turbo diesel BlueTec®
Batteries	Two 6 V AGM, 2,400 W
Water Heater	Propane, 11 L/3 U.S. gal., 10,000 BTU
Water Capacity	
Fresh	125 L/33 U.S. gal.
Black	40 L/10 U.S. gal.
Gray	80 L/21 U.S. gal.
Tow Weight	7,000 lbs. (3,200 kg)
Tongue Weight	750 lbs. (340 kg)
RV Warranty	5 year unlimited mileage/ km, RV limited warranty covering the manufacture of the motorhome only (excludes chassis)

Interior Color Options


Cabinetry



Cherry



Bamboo



Ebony

Main & Accent Fabric




Tan




Platinum/Onyx


Leather Seating



Tan



Platinum



Onyx

Exterior Paint Options



White



Midnight Black




Silver Ice



Champagne Pearl




Charcoal Gray



Ruby Red Metallic

Camping has never looked so good

Built on quality, perfected with style, comfort and all the conveniences you need, the CS Adventurous was designed with the heart of a camper in mind. The efficient, compact, and fun CS Adventurous has everything you would ever need for all your outdoor adventures. The CS Adventurous is not your traditional RV, with its sleek styling and size, ease of driving and great fuel economy, no destination is off limits. With seating for six, sleeping for three, and plenty of interior storage, it's camping in a way you never imagined.



Features

- Expanded galley features a 7 cu. ft. refrigerator, convection microwave and abundant storage
- Hydronic heating system provides in-floor radiant heat throughout, supplementary radiant heat in the bathroom, and hot water
- Panoramic windows from front to rear
- Comfortable and spacious permanent bathroom with stand-up shower



CS Adventurous

Specifications

Exterior length	22' 9" (6,945 mm)
Exterior width (without mirrors)	6' 8" (2,025 mm)
Interior aisle width	28" (710 mm)
Exterior height (with roof AC)	9' 7" (2,920 mm)
Interior standing height	6' 2" (1,880 mm)
Wheelbase	170" (4,325 mm)
Gross vehicle weight rating	11,030 lbs. (5,003 kg)
Occupant & cargo carrying capacity*	3,000 lbs. (1,350 kg)
Gross combined weight rating*	15,250 lbs. (6,915 kg)
Towing – tow weight*	7,000 lbs. (3,200 kg)
Towing – tongue weight*	750 lbs. (340 kg)
Fuel type	Diesel
Fresh water capacity	125 L/33 U.S. gal.
Black holding tank capacity	40 L/10 U.S. gal.
Gray holding tank capacity	80 L/21 U.S. gal.
Storage capacity (with options)	1,880 L/66 cu. ft. (2,220 L/78 cu. ft.)
Rear king sleeping maximum (width x length)	69" x 78" (1,750 mm x 1,980 mm)
Rear twin bed sleeping (width x length)	25" x 78" (635 mm x 1,980 mm)
Front single bed (width x length)	22" x 76" (560 mm x 1,930 mm) – optional feature

* Refer to www.roadtrek.com for more details.

RV Warranty

5 year, unlimited mileage/km, RV limited warranty covering the manufacture of the motorhome only (excludes chassis).

Chassis Warranty

3 year/36,000 mile or 60,000 km base limited warranty and 5 year/100,000 mile or 160,000 km limited diesel engine components warranty as offered by Mercedes. Refer to chassis manufacturers' website for details.

Roadtrek Motorhomes Inc. reserves the right to make changes at any time, without notice, in colors, materials, equipment, specifications and models. This information is intended as a guide only; please visit www.roadtrek.com for a complete list of specifications and options. Some motorhomes may be shown with equipment that is optional. Accessories shown in the photography are not included.

Coach Features

	Standard	Optional
Air conditioner – 110 V, 11,000 BTU roof mount	X	
Armoire – with adjustable shelves & drawers; interchangeable with right 2 nd row seat		X
Awning – 13' 2" (4,000 mm) power awning	X	
Bathroom – permanently enclosed with sink & shower	X	
Batteries – two 6 V AGM, 2,400 W	X	
Batteries – four 6 V AGM, 4,800 W		X
Cabinet – permanent wardrobe – replaces driver side 2 nd row seat		X
Connection – external – 110 V with detachable power cord	X	
Detectors – smoke, propane & CO	X	
Furnace – propane in-floor radiant heating, 10,000 BTU	X	
Generator – conventional – propane with remote-start, 2.5 kW		X
Generator – under-hood	X	X
Generator/alternator – engine mounted 12 V, 3,500 W		X
Home theater system with 5.1 surround sound & dual center speakers with DVD, CD, AM/FM radio, dual use rear speakers	X	
Mattress – single folding for 1 st & 2 nd row seats		X
Microwave oven – 110 V convection, 28 L/1.0 cu. ft., 1,800 W convection/1,000 W microwave	X	
Monitor panel – water, propane & battery charge levels, battery disconnect & generator hour meter	X	
Power inverter – 12/110 V, 3,000 W with remote	X	
Propane tank – 60 L/16 U.S. gal., 70 lbs.	X	
Rear power sofa – fabric	X	
Rear power sofa – faux leather		X
Refrigerator – 12 V/110 V compressor driven with thermostat, 7.0 cu. ft.	X	
Screen package – rear doors only		X
Sewage disposal system – 12 V macerator sewage pump	X	
Solar charging system – daylight – 240 W with charge controller		X
Solar package – two additional 6 V AGM deep cycle auxiliary batteries (4,800 W available), solar charging system (240 W), 3,500 W under-hood generator, upgraded 6 year warranty		X
Storage compartments (exterior) – one below floor	X	
Stove – propane; two burner recessed with flush cover & built-in igniter	X	
Stove – induction cooktop		X
TV – 22" HD flat screen on rotating bracket with remote		X
Water heater – propane, 11 L/3 U.S. gal., 10,000 BTU	X	
Water system – on demand 12 V with water pump	X	

Chassis Features

	Standard	Optional
Airbag – driver & passenger	X	
Alternator – 14 V/220 AMP	X	
Axle – rear – 3.92 (USA) 4.18 (CAN) ratio	X	
Battery – 760 AMP	X	
Brakes – anti-lock (ABS), four wheel disc	X	
Camera – rearview backup	X	
Climate control – electronic with glove box cooler	X	
Cooling – transmission oil – external	X	
Cruise control	X	
Engine – 3.0 L CRD V6 turbo diesel BlueTec®	X	
Headlights – automatic on/off	X	
Luxury chassis OEM option package		X
Power – 140 kW/188 HP	X	
Radio – Mercedes Becker Map Pilot Navigation System with Bluetooth & on-dash keypad, audio 15 FM/AM, aux-in, USB	X	
Receiver – Class III	X	
Stability program – adaptive (accounts for load)	X	
Theft deterrent system	X	
Tilt steering	X	
Tire storage – vehicle underside between axles	X	
Tires – LT215/85R16E black wall dual rear	X	
Torque – 440 Nm/325 lb.-ft.	X	
Traction control	X	
Transmission – automatic 5-speed heavy duty	X	
Wheels – 16" aluminum polished with steel spare		X
Window operation – power; front doors only	X	
Wiring harness for towing – E40 wire harness & 7 pin connector	X	
XL Package - 18" extended chassis at rear		X

Find Your Roadtrek



Connect With Us



Roadtrek Motorhomes Inc. 100 Shirley Avenue, Kitchener, ON Canada N2B 2E1 | Toll-free: 1.888.ROADTREK (762-3873) | Phone: 519.745.0711 | Fax: 519.745.1170

