



CITATION®



BRILLIANT BLUE **VHD**



TRANQUIL BEIGE **VHD**



CLEARWATER FULL-BODY PAINT



NAPLES FULL-BODY PAINT



Thinking about buying a new coach? Have a question about one of our motorhomes? Trying to find a dealer near you?

Our Coach Link® support team is here to help you in your purchase of a new motorhome! This dynamic team focuses directly on helping you find the answers you need to get you behind the wheel of one of our great new motorhomes. Call 800.860.5658 or visit us online at thormotorcoach.com.



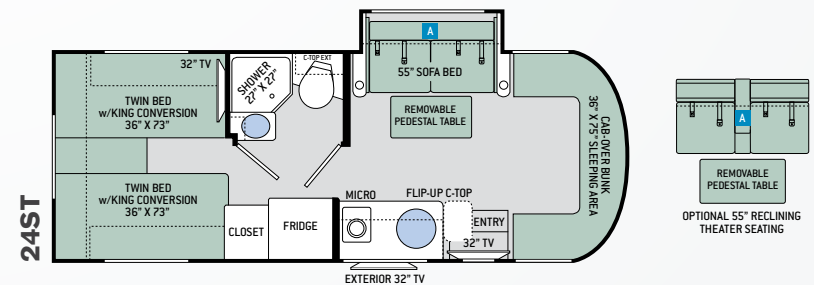
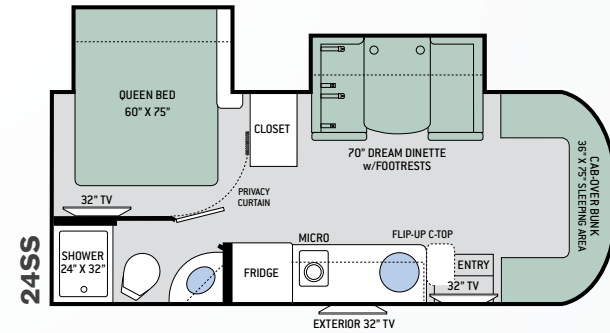
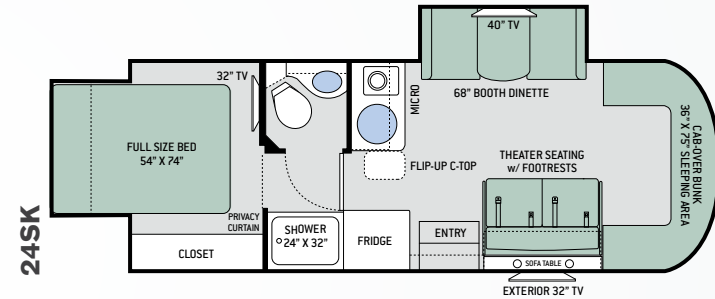
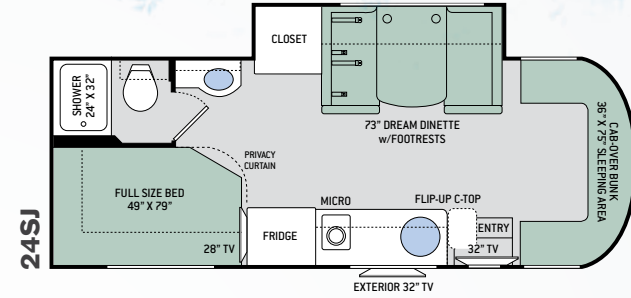
FINE CHINA



IMPERIAL



SADDLEBACK



Featured Highlights

CONSTRUCTION & EXTERIOR

- Mercedes-Benz® Sprinter Chassis with 3.0L V6, 188HP & 325 lb.-ft. Torque
- Premium One-Piece TPO Roof
- One-Piece Fiberglass Front Cap with Courtesy Lights
- One-Piece Fiberglass Rear Cap (24SJ, 24SS & 24ST)
- One-Piece Fiberglass Rear Bumper (24SK)
- HD-MAX® Exterior with Graphics Package
- Side Hinged Slab Compartment Doors
- Lighted Rotocast Storage Compartments
- Armless Power Patio Awning with Integrated LED Lighting
- Slideout Room Topper Awning(s)
- Roof Ladder (24SJ, 24SS & 24ST)
- Electric Entry Steps
- Frameless Windows
- 5,000-lb. Trailer Hitch

CONSTRUCTION & EXTERIOR OPTION

- Electric Stabilizing System (STD 24SS)

AUTOMOTIVE & COCKPIT

- Touchscreen AM/FM Dash Radio with Back-up Monitor (N/A with Summit Package Option)
- Deluxe Heated/Remote Exterior Mirrors
- Wood Dash Applique
- Swivel Leatherette Captain's Chairs with Two (2) Filler Cushions
- Cockpit Carpet Mat
- Tilt Leather Steering Wheel with Audio Buttons to Control Dash Radio
- Cruise Control
- Power Windows & Door Locks
- Map Light

- Windshield Privacy Curtain (N/A with Summit Package Option)
- Fiberglass Running Boards
- Keyless Entry System
- Stainless Steel Wheel Liners
- Valve Stem Extensions on All Wheels

AUTOMOTIVE & COCKPIT OPTION

- Side View Camera System (N/A with Summit Package Option)

INTERIOR

- Rubber Tread Entry Steps with Lighted Step Well
- Residential Vinyl Flooring
- 80" Interior Ceiling Height
- Soft Touch Vinyl Ceiling
- LED Lighting
- Manual Euro-Skylight
- Ceiling Ducted Air Conditioning System
- Cab-Over Bunk Ladder
- Leatherette Dream Dinette® Booth with Footrests (24SJ & 24SS)
- Leatherette Booth with Two (2) Storage Drawers (24SK)
- Leatherette Tri-Fold Sofa & Removable Pedestal Table (24ST)
- High-Gloss Glazed Cabinetry with Solid Wood Raised Panel Cabinet Doors, Hidden Hinges & Nickel Finish Hardware
- Window Privacy Roller Shades

INTERIOR OPTIONS

- Leatherette Theater Seating with Footrest (STD 24SK / OPT 24ST)
- Single Child Safety Tether in Dinette (24SJ & 24SS)

KITCHEN

- Double Door Refrigerator with Stainless Steel Door Inserts
- Protective Cover & Task Lighting Above Cooktop
- Two Burner Gas Cooktop with Glass Cover & Electric Start
- Convection Microwave Oven
- Solid Surface Kitchen Countertop & Sink Cover
- Solid Surface Flip-Up Countertop Extension
- Large Stainless Steel Single Bowl Sink & Faucet w/Pull-Down Sprayer
- Waste Basket

BEDROOM & BATHROOM

- Full Size Bed (24SJ & 24SK)
- Denver Mattress® Queen Size Bed (24SS)
- Two (2) Twin Sofa Beds with Upholstered Covers & King Conversion (24ST)
- Pillow Shams (24ST)
- Bedspread & Pillow Shams (24SJ, 24SK & 24SS)
- Bedroom Charging Station & Dedicated CPAP Machine Outlet with Storage Location
- Shower with Glass Door (24SJ, 24SK & 24SS)
- Shower with Deluxe Curved Rod & Curtain (24ST)
- Solid Surface Bathroom Countertop (24SJ & 24ST)
- Foot Flush Porcelain Toilet
- 12-volt Attic Fan with Cover in Bathroom

BEDROOM & BATHROOM OPTION

- 12-volt Attic Fan with Cover in Bedroom

ENTERTAINMENT

- 40" TV in Living Area (24SK)
- 32" TV in Living Area (24SJ, 24SS & 24ST)
- 32" TV in Bedroom (24SK, 24SS & 24ST)
- 28" TV in Bedroom (24SJ)
- Exterior 32" TV on Manual Swivel with Bluetooth® Sound Bar
- Cable TV Ready
- Digital TV Antenna
- Bluetooth® Coach Radio System w/DVD Player, HDMI Ready, App Control & Exterior Speakers
- Power Charging Center for Electronics with Safety Net

ELECTRICAL & PLUMBING

- Onan® RV QG 3600 LP Generator
- 30-amp Shoreline Power Cord
- Automatic Shoreline-to-Generator Transfer Switch
- Battery Disconnect Switch
- Multiplex Wiring Control System with 7" Touchscreen
- Solar Charge Controller - Solar Panel Ready
- 13,500 BTU Low-Profile Air Conditioner
- Whole Coach Water Filtration System
- Tankless Water Heater
- Enclosed & Heated Holding Tanks (24ST)
- 360° Siphon RV Holding Tank Vent Cap
- Black Tank Flush System
- Outside Shower
- Exterior LP Connection

ELECTRICAL & PLUMBING OPTIONS

- Onan® RV QD 3200 Diesel Generator
- 13,500 BTU Low-Profile Air Conditioner with Heat Pump
- Second Auxiliary House Battery
- Holding Tanks with Heat Pads (24SJ, 24SK & 24SS)

OPTIONAL SUMMIT PACKAGE INCLUDES:

- Full-Body Paint Package with Gel Coated Sidewalls and Invisible Front Mask Paint Protection
- 8" Touchscreen Dash Radio with Bluetooth®, RV Navigation & SiriusXM® Radio Tuner & Antenna
- JBL® Sound System with Subwoofer
- Mobileye® Lane Assist
- Side View Camera System
- Winegard® Connect™ WiFi Extender +4G
- 100-watt Solar Charging System w/Power Controller
- Windshield Privacy Roller Shade



For a complete listing of available features, visit thormotorcoach.com/citation-sprinter.

	24SJ	24SK	24SS	24ST
Chassis	Mercedes-Benz Sprinter	Mercedes-Benz Sprinter	Mercedes-Benz Sprinter	Mercedes-Benz Sprinter
Gross Vehicle (GVWR)	11,030	11,030	11,030	11,030
Gross Combined (GCWR)	15,250	15,250	15,250	15,250
Wheel Base	170.3"	170.3"	170.3"	170.3"
Exterior Length (w/o ladder)	25'-10"	25'-10"	24'-11"	25'-10"
Exterior Height (w/AC)	10'-10"	10'-10"	10'-10"	10'-10"
Exterior Width (w/o mirrors)	90"	90"	90"	90"
Interior Height (living area)	80"	80"	80"	80"
Awning Size	15'	15'	15'	15'
Fuel (gal)	26.4	26.4	26.4	26.4
LPG (lbs)	68.2	68.2	68.2	68.2
Fresh/Waste/Gray Water (gal)	40 / 38 / 38	36 / 38 / 38	36 / 38 / 38	42 / 22 / 24
Water Heater (gal)	Tankless	Tankless	Tankless	Tankless
Furnace (BTUs)	30,000	30,000	30,000	30,000
Exterior Storage Capacity (cu. ft.)	52.8	28.5	35.5	64.5
Hitch Weight Rating (lbs)	5,000	5,000	5,000	5,000



IMPORTANT—PLEASE READ: This brochure reflects product design, fabrication, material, components and specifications at the date of printing, which date is disclosed below. Please visit us online at ThorMotorCoach.com or consult with your selling dealership for the latest in standards, options, specification and technical information. Photographs in the brochure may depict optional equipment or may only be available in certain floor plans. Components, appliances and the chassis may have been manufactured in a calendar year before the vehicle's designated model year. All capacities are approximate. The actual length of the vehicle may differ from that indicated in the brochure due to variances in the manufacturing processes and/or installed components. All dry weights are based on standard model features and do not include optional features or equipment. Component part and appliance manufacturers issue limited warranties covering portions of the vehicle not covered under the limited warranty we issue. Copyright Thor Motor Coach, Inc. © MY 04/13/2018

Made to fit.

P.O. Box 1486, Elkhart, IN 46515 Sales Department: 800.860.5658

thormotorcoach.com/citation-sprinter

